

Reading Manual Coffee Grinder
ebooks

Manual Coffee Grinder

MANUAL COFFEE GRINDER -
kinugrinders.com User's Manual - Cunill
Conical Burr Coffee Grinder Operations
Manual Operator Manual 800 Series Coffee
Grinders COFFEE GRINDER CONICAL
BURR COFFEE GRINDER INSTRUCTIONS
FOR USE Electric Handheld Burr Grinder
Instruction Manual Saeco Coffee Grinder
Manuals and User Guides PDF Preview ...
MANUAL COFFEE GRINDER -
kinugrinders.com Coffee Grinder - Gourmia
Operator Manual 800 Series Coffee Grinders
Encore Manual - Baratza COFFEE GRINDER

Reading Manual Coffee Grinder ebooks

Conical Burr Coffee Grinder Operations
Manual Electric Handheld Burr Grinder
Instruction Manual Burr Coffee Grinder User
Manual - Winning Appliances Saeco Coffee
Grinder Manuals and User Guides PDF
Preview ... Krups- Coffee grinder User
Manuals - Krups Homepage MANUAL
COFFEE GRINDER - kinugrinders.com DER
MANUAL COFFEE GRIN Conical Burr
Coffee Grinder Operations Manual Coffee
Grinder - Gourmia COFFEE GRINDER
MANUAL ENG - Cunill coffee grinders
instructions manual Smeg Coffee Grinders
CGF01 User Manual | Williams Sonoma Burr
Coffee Grinder User Manual - Winning
Appliances DeLonghi Coffee Grinder Manuals
and User Guides PDF ...

Your coffee grinder has a stepless

Reading Manual Coffee Grinder ebooks

adjustment with a fine thread (M10 x 0.5) and 50 subdivisions. For each division, you adjust the grinding distance by 0.01mm. Take a few minutes to read this manual; you will avoid dangers or damage to the coffee grinder. Kinu Grinders LLC assumes no liability for damage

Make sure the electrical data on the coffee grinder's specification plate (see section 37 of this manual), connect the grinder to a grounded mains outlet meeting the country's regulation, protect

Only clean the grinder housing with a dry or slightly damp cloth. Do not use this grinder for anything other than its intended use (i.e. grinding whole roasted coffee

Reading Manual Coffee Grinder ebooks

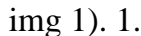
beans). Disassemble your grinder only as directed in the care and cleaning section of this manual. If you cannot remedy a malfunction check www.baratza.com and visit our FAQ page.

coffee. Please read this manual before operating the grinder.

1. Carefully remove grinder from carton.
2. Place grinder in position on shelf, counter or other flat surface.
3. (Model 890T only). Using (4) provided 5/16"-18 x 1 1/2" bolts, washers, and nuts, attach grinder securely to counter.
4. Plug grinder into the specified power source.

1. Place the coffee grinder on a flat surface.
2. Ensure that the Grinder Head is in

Reading Manual Coffee Grinder ebooks

position inside the Bean Hopper Holder. If it has been removed simply take the Grinder Head by its handle, align the groove on the Grinding Wheel with the tab in the grinding chamber. Rotate the Grinding Wheel clockwise until it locks into position. (See ). 1.

How to Choose Grinding Time: Grinding time depends on how much coffee you're making, your method of brewing, and how strong or mild you like it. The best way to find your ideal time is through experimentation. When using your Grinder for the first time, start by grinding beans for 10 seconds, then weigh or measure

Grinding Coffee Beans 1. Add Coffee

Reading Manual Coffee Grinder ebooks

Beans 1. Add Coffee Beans: Separate the coffee bean hopper from the upper housing. Grasp the coffee bean hopper firmly in one hand, and the silicone grip in the other. The unit is in the LOCKED position when the white arrow on the bottom of ...

2. Saeco CAP001/A. Saeco Coffee Grinder CAP001/A Instruction and maintenance manual (22 pages, 1.52 Mb) 3. Saeco Conical Burr Grinder Titan. Saeco Coffee Grinder Conical Burr Grinder Titan Instruction manual (12 pages, 0.74 Mb) 4. Saeco MAC 2002. Saeco Coffee Grinder MAC 2002 Operating instructions manual (8 pages, 0.3 Mb)

Your coffee grinder has a stepless

Reading Manual Coffee Grinder ebooks

adjustment with a fine thread (M10 x 0.5) and 50 subdivisions. For each division, you adjust the grinding distance by 0.01mm. Take a few minutes to read this manual; you will avoid dangers or damage to the coffee grinder. Kinu Grinders LLC assumes no liability for damage

With your new Gourmia Coffee Grinder preparing fresh ground coffee, and exceeding the expectations of your most demanding coffee connoisseurs, is only moments away. We're confident that you'll find your new compact Coffee Grinder from Gourmia easy and fun to use, with the end results being is a fresh

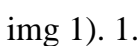
coffee. Please read this manual before

Reading Manual Coffee Grinder ebooks

operating the grinder. 1. Carefully remove grinder from carton. 2. Place grinder in position on shelf, counter or other flat surface. 3. (Model 890T only). Using (4) provided 5/16"-18 x 1 1/2" bolts, washers, and nuts, attach grinder securely to counter. 4. Plug grinder into the specified power source.

Manual. 2. Thank you for purchasing the Encore™ Conical Burr Coffee Grinder. With the . Encore™, it's now easier than ever to make professional quality coffee. Below are detailed descriptions of the features that make the Encore™ stand out from other grinders in its class. Conical burrs

Reading Manual Coffee Grinder ebooks

1. Place the coffee grinder on a flat surface.
2. Ensure that the Grinder Head is in position inside the Bean Hopper Holder. If it has been removed simply take the Grinder Head by its handle, align the groove on the Grinding Wheel with the tab in the grinding chamber. Rotate the Grinding Wheel clockwise until it locks into position. (See ). 1.

Only clean the grinder housing with a dry or slightly damp cloth. Do not use this grinder for anything other than its intended use (i.e. grinding whole roasted coffee beans). Disassemble your grinder only as directed in the care and cleaning section of this manual. If you cannot remedy a malfunction check www.baratza.com and

Reading Manual Coffee Grinder ebooks

visit our [FAQ](#) page.

Grinding Coffee Beans 1. Add Coffee Beans 1. Add Coffee Beans: Separate the coffee bean hopper from the upper housing. Grasp the coffee bean hopper firmly in one hand, and the silicone grip in the other. The unit is in the **LOCKED** position when the white arrow on the bottom of ...

6 | BURR GRINDER SAFETY NOTE: The bean hopper holds a maximum of 200 g (7 oz) of beans. **HELPFUL TIP:** Because partially ground coffee beans may remain between the burrs after the Burr Grinder is turned off, it may be easier to select a finer grind setting while the Burr Grinder is running. This Burr Grinder offers 15

Reading Manual Coffee Grinder ebooks

different grind levels, available in half-step increments from

2. Saeco CAP001/A. Saeco Coffee Grinder CAP001/A Instruction and maintenance manual (22 pages, 1.52 Mb)
3. Saeco Conical Burr Grinder Titan. Saeco Coffee Grinder Conical Burr Grinder Titan Instruction manual (12 pages, 0.74 Mb)
4. Saeco MAC 2002. Saeco Coffee Grinder MAC 2002 Operating instructions manual (8 pages, 0.3 Mb)

Krups- Coffee grinder User Manuals. Choose your product range by clicking on the picture or enter the name or the reference of your KRUPS product in the search engine. You will find the answers

Reading Manual Coffee Grinder ebooks

about your product. 25 items.

Your coffee grinder has a stepless adjustment with a fine thread (M10 x 0.5) and 50 subdivisions. For each division, you adjust the grinding distance by 0.01mm. Take a few minutes to read this manual; you will avoid dangers or damage to the coffee grinder. Kinu Grinders LLC assumes no liability for damage

Your coffee grinder has a stepless adjustment with a fine thread (M10 x 0.5) and 50 subdivisions. For each division, you adjust the grinding distance by 0.01mm. Take a few minutes to read this manual; you will avoid dangers or damage to the coffee grinder. Kinu Grinders LLC assumes

Reading Manual Coffee Grinder ebooks


no ...

Only clean the grinder housing with a dry or slightly damp cloth. Do not use this grinder for anything other than its intended use (i.e. grinding whole roasted coffee beans). Disassemble your grinder only as directed in the care and cleaning section of this manual. If you cannot remedy a malfunction check www.baratza.com and visit our FAQ page.

With your new Gourmia Coffee Grinder preparing fresh ground coffee, and exceeding the expectations of your most demanding coffee connoisseurs, is only moments away. We're confident that you'll find your new compact Coffee Grinder

Reading Manual Coffee Grinder ebooks

from Gourmia easy and fun to use, with the end results being is a fresh

1. Place the coffee grinder on a flat surface.
2. Ensure that the Grinder Head is in position inside the Bean Hopper Holder. If it has been removed simply take the Grinder Head by its handle, align the groove on the Grinding Wheel with the tab in the grinding chamber. Rotate the Grinding Wheel clockwise until it locks into position. (See ). 1.

USER MANUAL. GRUESO COARSE
FINO FINE 15" to 20" (very coarse
grinding) WRONG COFFEE 20" to 25"
(~ne grinding) RIGHT COFFEE 25" to 30"
(very ?ne grinding) WRONG COFFEE

Reading Manual Coffee Grinder ebooks

GRINDING SETTING ACCORDING TO THE COFFEE MACHINE USED To make a perfect espresso: Press button No. 4 of the coffee grinder with one hand while pressing at

keep in mind. To ensure the best operation of the coffee grinder, please follow the instructions as outlined in this manual. This manual should be saved for the life of the grinder, and should always be at the disposal of the operator. 3.2. This manual contains special terminology such as: • Words in **bOLD** indicate important points or terminology.

Thank you for buying the Smeg Coffee Grinder. Our products offer you a solution

Reading Manual Coffee Grinder ebooks

in which research to create an aesthetically pleasing object and innovative engineering provide unique items that are decorative elements. A Smeg appliance is always the perfect match with other products of the line while also being a designer item for the kitchen.

6 | BURR GRINDER SAFETY NOTE: The bean hopper holds a maximum of 200 g (7 oz) of beans. **HELPFUL TIP:** Because partially ground coffee beans may remain between the burrs after the Burr Grinder is turned off, it may be easier to select a finer grind setting while the Burr Grinder is running. This Burr Grinder offers 15 different grind levels, available in half-step

Reading Manual Coffee Grinder ebooks

increments from

DeLonghi Coffee Grinder DCG30 Series Instruction manual (7 pages) 3. DeLonghi DCG601. DeLonghi Coffee Grinder DCG601 Owner's manual (20 pages) 4. DeLonghi EC 200CD.B. DeLonghi Coffee Grinder EC 200CD.B Household appliances (1 pages) 5. DeLonghi KG 79.

Well, have you found the showing off to get the book Searching for RTF **Manual Coffee Grinder** in the autograph album heap will be probably difficult. This is a unconditionally wellliked collection and you may have left to buy it, designed sold out. Have you felt bored to come greater than another time to the wedding album stores to know past the true time to get it Now, visit this site to get what

Reading Manual Coffee Grinder ebooks

you need. Here, we wont be sold out. The soft file system of this baby book in reality helps everybody to acquire the referred book.

ref_id: [d439e59ea2af4bfa971f](#)